



## Special Education Technology Center Inclusive Insights & Access Tips

# Level Up Inclusion: PD Opportunities to Boost Inclusive Practices



The new school year is here, and it's time to power up! Whether your "back-to-school kit" includes lesson plans, therapy tools, or a fresh vision for your classroom, SETC is here to help you level up your inclusive practices with professional learning that's flexible, engaging, and impactful.

This year, we're reimagining assistive technology (AT) professional development to build your capacity and support real-world application, no matter your role. Whether you're a special or general education teacher, SLP, OT, PT, paraeducator, administrator, or parent, you'll find learning opportunities tailored to your needs:

- **Live PD Series & Webinars:** Multi-part series with a clear learning arc for deeper dives into timely topics.
- **Self-Paced Courses:** Learn anytime, anywhere, at your own pace.
- **ASHA CEUs:** Earn continuing education credits with select sessions.
- **Statewide Networks, Coaching & Literacy Retreats:** Connect and collaborate with peers.
- **Parent-Focused Events:** Practical tools and strategies for families.

## SETC Spotlight: Our Brand-New Digital AT Exploratorium

In August, our team transformed the model classroom at Central Washington University into a 3D, interactive digital learning space—a dynamic hub for exploring assistive and accessible technology tools for inclusive education.

Inside the Exploratorium, you can:

- Take a virtual tour of a model inclusive classroom
- Click on interactive hotspots to explore tools, software, and strategies
- Access quick-reference guides explaining the what, why, and how of implementation
- (Coming soon!) Watch real-world videos and hear stories from Washington classrooms

Whether you want a quick overview or a deep dive into specific categories, the Exploratorium is designed to spark curiosity, inspire inclusive practices, and offer practical, ready-to-use insights for your classroom, therapy space, or home.






## Belonging Starts with Being Present

In our journey toward more inclusive schools and communities, presence is the first step. Being present means more than simply sharing a space- it's about showing up, engaging, and making room for every voice. For students and families impacted by disability, presence creates the foundation for connection, learning, and growth. As we "Level Up Inclusion" through new professional development and tools like the Digital AT Exploratorium, let's remember: *inclusion begins when everyone is truly present.*

Inclusion  
begins with  
being truly  
present-  
showing up,  
engaging,  
and making  
room for  
every voice.



## Quick-Start Guide: 3 Ways to Level Up Your Inclusion Skills This Month

-  Browse SETC Upcoming Sessions – Choose from live [webinars](#), [multi-part series](#), or [self-paced courses](#) that fit your schedule.
-  Earn Credits While You Learn – Look for sessions offering ASHA CEUs to grow your skills and keep your credentials current.
-  Explore the Digital AT Exploratorium – Take a virtual walk through our 3D model classroom and discover new tools for your learners.

## AI Tip: Reduce Educator Workload, Boost Inclusion

[Artificial Intelligence](#) can take on time-consuming tasks- like formatting lesson plans, drafting quiz questions, or creating differentiated reading passages, so you can spend more time building relationships, being present, and supporting every learner. When used thoughtfully, AI frees educators to focus on what matters most: connection, engagement, and inclusion.

## Back-to-School Accessibility Checklist



Consider these small, practical shifts- simple to implement, but powerful in creating classrooms where all learners can thrive.

- **Label Everything Clearly:** Consistent labels on materials, bins, and tech help everyone navigate the classroom.
- **Provide Visual Schedules:** Pair images with text to reduce anxiety and build independence.
- **Offer Flexible Seating:** Let students choose seating that supports focus and comfort and increases engagement.
- **Share Materials in Advance:** Post slides, notes, or key vocabulary before class for easy preview and preparation.
- **Build in Wait Time:** Pause after questions so all learners have time to think and respond.

## UPCOMING EVENTS:

Check out our [upcoming sessions](#) and start exploring today!

## Other News You Need to Know:

Calling all school-based SLPs and AT Specialists: Join a 75-minute online focus group to help improve AAC services in public schools! For more info, fill out this [demographic and availability survey](#) ASAP!

**MONTCLAIR**  
STATE UNIVERSITY

Office of Digital Accessibility  
Department of Learning, Innovation, and Technology  
300 Montclair State University  
Montclair, NJ 07043-3000  
908.422.2000 ext. 3000



Except where otherwise noted, this work by The Special Education Technology Center is licensed under a [Creative Commons Attribution 4.0 International License](#).