

Safety Net Overview Training

2024-25, Special Education



Washington Office of Superintendent of
PUBLIC INSTRUCTION

Vision

All students prepared for post-secondary pathways, careers, and civic engagement.

Mission

Transform K–12 education to a system that is centered on closing opportunity gaps and is characterized by high expectations for all students and educators. We achieve this by developing equity-based policies and supports that empower educators, families, and communities.

Values

- Ensuring Equity
- Collaboration and Service
- Achieving Excellence through Continuous Improvement
- Focus on the Whole Child



Washington Office of Superintendent of
PUBLIC INSTRUCTION

Equity Statement

Each student, family, and community possesses strengths and cultural knowledge that benefits their peers, educators, and schools.

Ensuring educational equity:

- Goes beyond equality; it requires education leaders to examine the ways current policies and practices result in disparate outcomes for our students of color, students living in poverty, students receiving special education and English Learner services, students who identify as LGBTQ+, and highly mobile student populations.
- Requires education leaders to develop an understanding of historical contexts; engage students, families, and community representatives as partners in decision-making; and actively dismantle systemic barriers, replacing them with policies and practices that ensure all students have access to the instruction and support they need to succeed in our schools.



Washington Office of Superintendent of
PUBLIC INSTRUCTION

Tribal Land Acknowledgement

I would like to acknowledge the Indigenous people who have stewarded this land since time immemorial and who still inhabit the area today, the Steh-Chass Band of Indigenous people of the Squaxin Island Tribe.

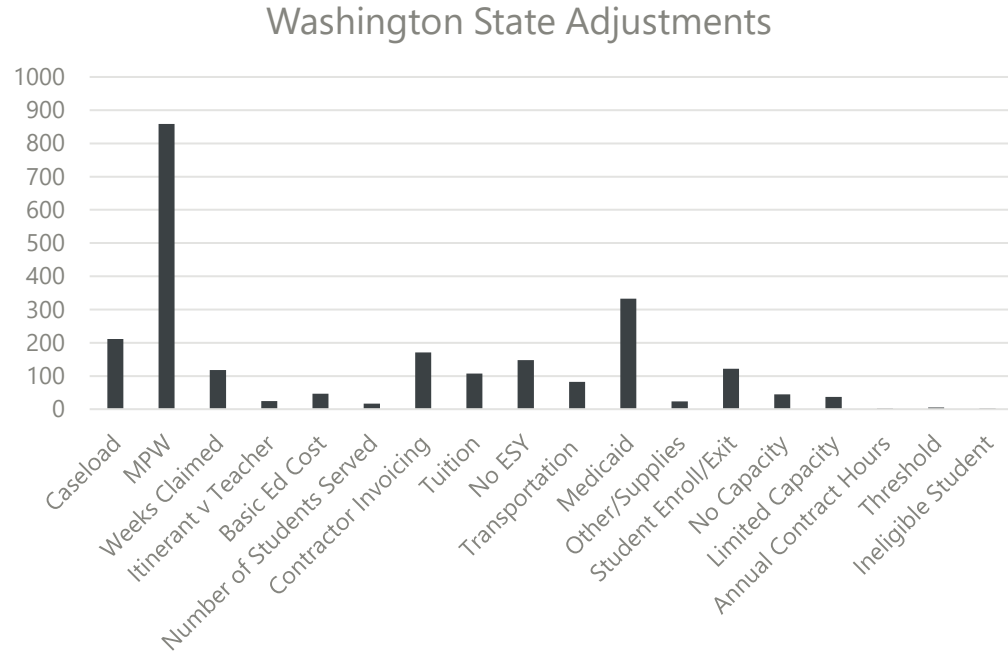


2023–24 Safety Net Review

- EGMS platform debuted.
- OSPI hosted two general trainings, seven ESD trainings, recorded two training videos and eight mini tutorials.
- OSPI team provided more than 150 1:1 training sessions with LEAs across the state
- Hosted 39 office hours to support the field with EGMS/Safety Net
- 6,127 High-Need individual applications submitted with 5,981 funded.
- 18 of 21 Community Impact applications funded
- \$220,248,838 awarded



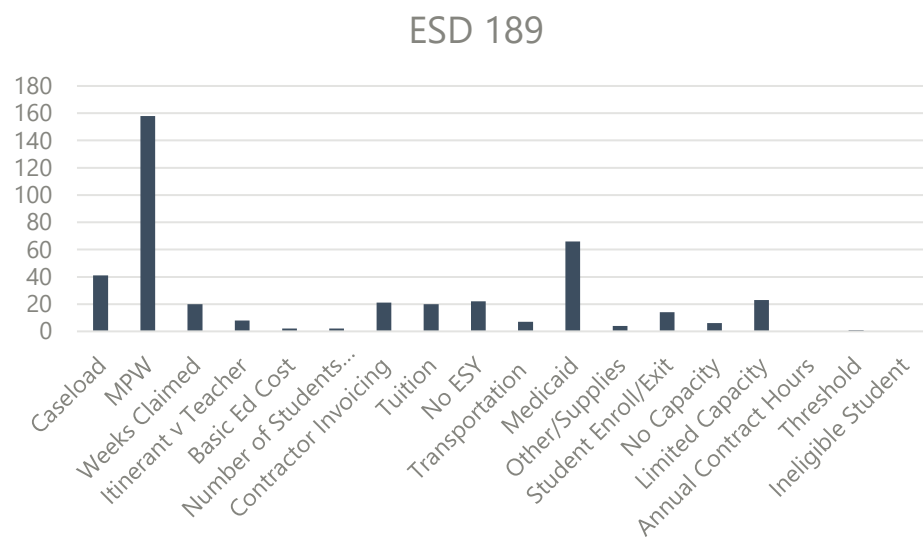
2023–24 Safety Net Review (cont.)



- About 37 percent of adjustments were related to MPW
- 15 percent of adjustments were unrelated to Worksheet C errors (student exit, did not attend ESY and capacity issues)
- 14 percent of adjustments were due to Medicaid reporting
- The most common adjustments were for MPW, Medicaid and Contractor Invoicing



2023–24 Safety Net Review for ESD 189



- 1,052 HNI applications originated from ESD 189
- Of the applications submitted, 32 percent were adjusted
- The most common adjustments were for MPW, Medicaid and Caseload.
- 29 applications were adjusted or denied due to limited or no capacity.



2023–24 Summary of High Need Applications by ESD

ESD	# of Districts Applying	# of Districts Approved	% of Districts Approved	# of High Need Applications	# of High Need Applications Funded	% of High Need Applications Funded	Total Amount Requested	Total Amount Funded	Funded Percentage of Request
101 (Spokane)	11	8	72.73%	283	257	90.81%	\$5,093,430	\$4,027,340	79.07%
105 (Yakima)	5	5	100.00%	77	66	85.71%	\$3,156,476	\$1,780,373	56.40%
112 (Vancouver)	16	15	93.75%	820	813	99.15%	\$20,693,838	\$19,588,600	94.66%
113 (Olympia)	28	28	100.00%	376	374	99.47%	\$14,791,420	\$13,688,702	92.54%
114 (Bremerton)	12	12	100.00%	256	244	95.31%	\$9,020,932	\$6,615,709	73.34%
121 (Seattle)	35	35	100.00%	3,106	3,069	98.81%	\$136,329,056	\$127,357,037	93.42%
123 (Walla Walla)	8	4	50.00%	72	44	61.11%	\$1,660,672	\$736,802	44.37%
171 (Wenatchee)	9	8	88.89%	84	76	90.48%	\$2,332,779	\$1,990,051	85.31%
189 (Anacortes)	31	30	96.77%	1,053	1,038	98.58%	\$37,969,403	\$34,638,372	91.23%
TOTALS	155	145	93.55%	6,127	5,981	97.62%	\$231,048,006	\$210,422,986	91.07%



2023–24 Summary of Community Impact Safety Net Applications by ESD

ESD	# of Districts Applying	# of Districts Approved	% of Districts Approved	Total Amount Requested	Total Amount Funded
101 (Spokane)	2	2	100.00%	\$1,049,339	\$1,094,128
105 (Yakima)	0	0	0.00%	\$0	\$0
112 (Vancouver)	2	2	100.00%	\$545,617	\$462,774
113 (Olympia)	7	6	85.71%	\$3,438,742	\$2,874,171
114 (Bremerton)	1	1	100.00%	\$327,409	\$381,162
121 (Seattle)	2	2	100.00%	\$2,153,361	\$1,820,444
123 (Walla Walla)	1	0	0.00%	\$235,000	\$0
171 (Wenatchee)	0	0	0.00%	\$0	\$0
189 (Anacortes)	6	5	83.33%	\$4,910,893	\$3,293,173
TOTALS	21	18	85.71%	\$12,660,361	\$9,925,852

What is Safety Net?

- Funding available to Local Education Agencies (LEAs) that show need for additional special education funding
- Two types of funding:
 - High-Need Individual – Based on individual student need
 - Community Impact – An LEA factor that is beyond the control of the LEA.
- RCW 28A.150.392
- WACs 392-140-600 – 685



Important Dates

Deadline for Receipt of Application at OSPI	Type of Application	Oversight Committee Meeting Date	Meeting Location
March 14, 2025	High-Need Individuals (HNI)	June 18 & 20, 2024	Zoom
May 9, 2025	HNI (Updates Only) and Community Impact (CI)	June 18 & 20, 2024	Zoom
	Final Verification & Award Meeting	August 7, 2025	Zoom



May 9 Deadline

Only intended for



Community Impact Applications



High-Need Individuals: enrolling after deadline



High-Need Individuals: significant change in placement



High-Need individuals: extended school year (ESY)



Bulletin and Instructions?

- Bulletin - posted on OSPI website (<https://ospi.k12.wa.us/about-ospi/bulletins>)
- Instructions on how to apply - posted on the Safety Net website (<https://ospi.k12.wa.us/policy-funding/special-education-funding-and-finance/applying-safety-net-funding>)

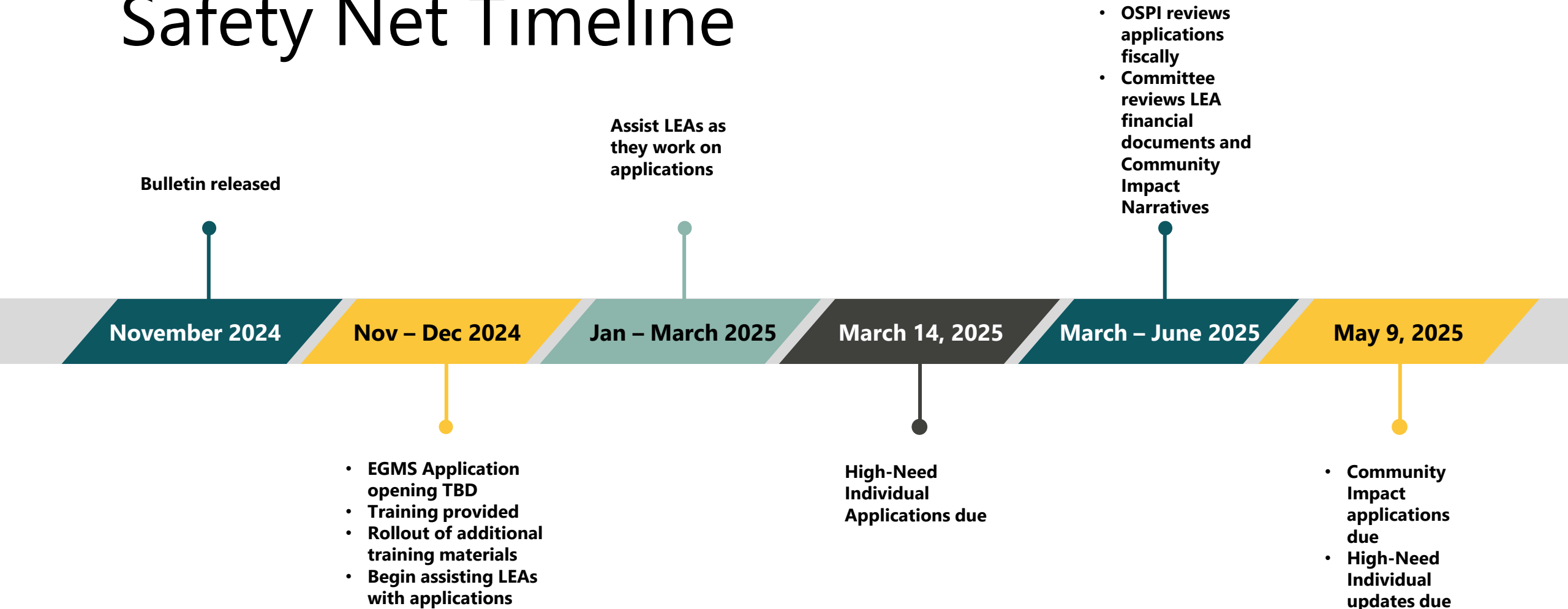


New this year!

- IEP compliance reviews will no longer be part of the Safety Net review process
- Tiered thresholds
 - < 1,000 FTE = \$37,966
 - > 1,000 FTE = \$41,763
- Students who receive services through age 22 and are high-needs will be considered for an award.
- Community Impact applications will be available for LEAs that are over the 16 percent funding cap and have an eligible factor.



Safety Net Timeline



Safety Net Timeline (cont.)

- Committee votes on conditional awards
- OSPI sends award letters to LEAs

June 2025

July 2025

- Reconsideration window
- LEAs submit final verification data
- OSPI verifies LEA capacity

- Committee votes on final awards
- State/Federal split
- OSPI sends award letters to LEAs

August 2025

September 2025

- Survey sent to applicants
- Work begins on 25-26 application

Year-end financial data used to ensure LEA capacity

December 2025



Certification

Costs attributable to:

- LEA philosophy,
- Service delivery choice, or
- Accounting practice

Not legitimate basis for Safety Net

- Funding is not an entitlement
- Funding is subject to adjustment and recovery
- Funding may not be available in future years

- Costs associated are associated with providing direct special education and related services for high-need individual applications

- LEA's program is operated in a reasonably efficient manner
- LEA must be making a reasonable effort to provide appropriate services for students in need of special education

- Federal Safety Net cannot be used for costs that would otherwise be covered by Medicaid

- LEA cannot have any unresolved audit issues related to special education.



Other Interested Parties



Community
Complaint
Verification



Public records
requests



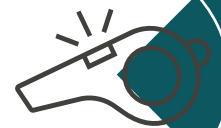
Program
Improvement
verification



Audit by the State
Auditor's office



Data Requests



Whistleblower
requests



Demonstration of Capacity

- LEA level
- Calculated on Worksheet A
- Included with both High-Need Individual and Community Impact
- Compares special education expenditures and revenues
- If special education expenditures exceed revenues there will be demonstrated capacity
- Not a guarantee of funding



High-Need Individuals: Worksheet C

- Used to cost out services in the IEP
- Relies on quantification of services in the IEP
- Data needed:
 - Student demographic data
 - Days in school year
 - Teacher base salary and November caseload
 - Classified staff hourly rates
 - Related service provider base salary and contract hours
 - Contracted staff hourly rate
 - Minutes per week (from IEP) student is served (direct service minutes)



High-Need Individuals: Unallowable Costs

- The following are costs that are not eligible for Safety Net funding. This list is not exhaustive.
 - Construction costs
 - Costs not coded to a special education program (21, 24, 26, 29)
 - Consultant costs (not direct services to the student)
 - Teacher training
 - Provider travel to and from work (bus paras traveling with student are allowable)



High-Need Individuals: Medicaid

- If your LEA bills for Medicaid and student is Medicaid eligible:
 - Complete the Medicaid Reimbursement Calculator (posted on website)
 - Provider not eligible?
 - complete the Medicaid Provider Eligibility Verification (posted on website)
 - Medicaid reimbursement Calculator is not required to be completed for provider
- If your LEA does not bill for Medicaid and student is Medicaid eligible:
 - Per WAC 392-140-60120 there will be an adjustment for LEAs not billing for Medicaid.



What to Include: High-Need Individuals

Forms within EGMS application:

- Worksheet A
- Worksheet A Budget Reconciliation, if applicable.
- Worksheet C student Overview
- Worksheet C IEP Staff and Other Staff Costs, if applicable
- Worksheet C ESY Staff and Other Costs, if applicable
- Worksheet C Student Summary
- Special Education – Safety Net Certification

File attachments in EGMS

- IEPs in effect for the school year
- Billing Percentage Calculator for Contracted 1:1 Providers, if applicable
- Medicaid Reimbursement Calculator, if applicable
- Transportation Cost Calculator, if applicable
- POs, Contracts, and Invoices for contracted providers of services
- November Caseload Reports
- One LEA calendar, one calendar for each out-of-LEA placement



High-Need Individuals: May 9 Deadline

- Use Smartsheet to request unlock of application (<https://app.smartsheet.com/b/form/4398332d64d044d7bf0865b9246a124f>)
- For applications initially submitted in March
 - Update Worksheet C forms in EGMS
 - Add student's new IEP or IEP amendment
 - Add any POs, contracts or invoices applicable to the adjustment
- For a student not included in March submission:
 - Create a new student application in EGMS



Community Impact

Applications due May 9

For LEAs about the 16% funding index

Cannot include students for whom the LEA receives state special education funding

LEAs must identify a quantifiable factor that is beyond the control of the LEA

Three steps:

- Identify factor
- Present data
- Quantify

All state funding (Revenue 4121)



Community Impact: Identify Factor

- Identify the factor and make your assertion.
 - demographic, environmental, sociological, or other factor(s) that is causing the LEA to be over the 16% funding cap.
- Example:
 - The LEA is disproportionately impacted with students eligible for special education who are placed in foster care facilities/homes within the boundaries of the LEA.



Community Impact: Present Data

- Present student enrollment data, including SSID numbers, attributed to the factor.
- Provide appropriate comparisons to surrounding LEAs or LEAs of like size throughout the region or state, and statewide data.
- Data included in application may include:
 - LEA enrollment
 - Special education enrollment (K–21)
 - Special education percentage
 - Number of students in foster care receiving special education services
 - Number of students in foster care receiving special education services above what you would anticipate



Community Impact: Quantify

- Use the Community Impact Cost Calculator form to calculate the cost associated with the factor.
- Uses the funding formula to calculate the revenue the LEA would get if not for the funding cap.





Community Impact

- Successful applicants demonstrated capacity and identified and quantified a specific factor that created a disproportional representation of students with disabilities receiving special education services causing an adverse fiscal impact.
- Some examples – Military Bases, group homes, foster care, residential facilities.






What to Include: Community Impact

Forms within EGMS application:

-  Worksheet A
-  Worksheet A Reconciliation, if applicable
-  Community Impact Application (3 narrative responses)
-  Certification

File attachments in EGMS:

-  Expenditure Reports (April)
-  Community Impact Cost Calculation Worksheet
-  List of SSIDs associated with the factor

How to Submit

- Both High-Need Individual and Community Impact applications will be submitted through EGMS. The developer is currently upgrading the Safety Net platform. Once the application is live and announcement numbers are generated a Gov Delivery message will notify LEAs that the application is available.



After Submission

- Committee members are assigned Worksheet As for review
- Committee members review Community Impact applications
- OSPI staff review costs submitted on High Need and Community Impact applications
- OSPI staff may follow-up with applicants
- Summary documents are prepared for the Committee meeting

June Conditional Award Meeting

- Committee members review summary documents and vote on conditional awards
- After the meeting OSPI sends conditional award letter
 - Details what is needed for final award

Verifying Final Awards

- In July LEAs submit:
 - expenditure reports through July
 - ESY certification, if applicable
 - requests for review and reconsideration, if applicable
- Final Worksheet A is completed
- Committee members review reconsiderations, if applicable
- Adjustments are made based on ESY, student exit data, and reconsiderations
- Summary documents are prepared for final award meeting



Requests for Review and Reconsideration

- Window for requests is 20 days from the date of the conditional award letter
- Submit in writing (email OK, use EGMS for secure student info)
- Complete Smartsheet form to notify OSPI
(<https://app.smartsheet.com/b/form/d138690bb4a94f07815c3fb1681be177>)
- See WAC 392-140-656 for more details
(<https://app.leg.wa.gov/WAC/default.aspx?cite=392-140-656>)



August Final Award Meeting

- Committee members review summary documents and vote on final awards
- The state/federal split is determined at the LEA level
- OSPI prepares final award notifications

State and Federal Funds

- The State/Federal split is determined after final awards are made
- State funds are distributed through apportionment

- Federal funds require submission of a budget in EGMS
- Once approved in EGMS, LEAs need to JV expenditures to Safety Net and claim the funds through the grant claiming system.



Training Materials

- We are currently working on additional training materials.
- A training schedule is available on the Safety Net website
- If you would like to set up time for a one-on-one training with your LEA contact safety.net@k12.wa.us to request.



Questions

- Safety Net team:
 - Amber O'Donnell
 - Sarah Kahne
 - Jess Inocencio
- Email safety.net@k12.wa.us or call 360-725-6075





Washington Office of Superintendent of
PUBLIC INSTRUCTION

Connect with us!



ospi.k12.wa.us



youtube.com/waospi



instagram.com/waospi



twitter.com/waospi



facebook.com/waospi



linkedin.com/company/waospi