
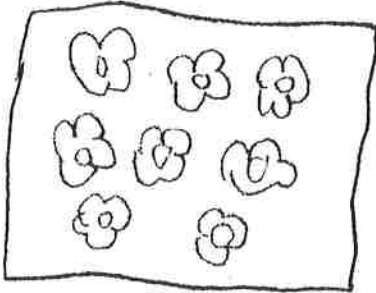



Name: Student A


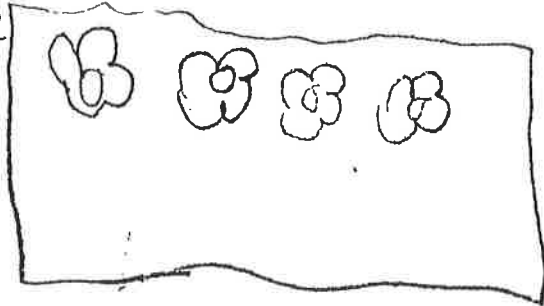
Farmer Brown has 12 cows on his farm. He has 2 pens to hold the cows. What are the ways Farmer Brown can fit his cows into the 2 pens.





$$5 + 7 = 12$$



$$8 + 4 = 12$$



$$7 + 5 = 12$$



$$6 + 6 = 12$$



Name: Student A

Farmer Brown has 12 cows on his farm. He has 2 pens to hold the cows. What are the ways Farmer Brown can fit his cows into the 2 pens.

	$5 + 7 = 12$	
	$4 + 8 = 12$	
	$3 + 9 = 12$	
	$2 + 10 = 12$	

Name: Student B

Counted in his brain.

Farmer Brown has 12 cows on his farm. He has 2 pens to hold the cows. What are the ways Farmer Brown can fit his cows into the 2 pens.

$$6 + 6 = 12$$

$$5 + 7 = 12$$

$$4 + 8 = 12$$

$$3 + 9 = 12$$

Name: Student B

Farmer Brown has 12 cows on his farm. He has 2 pens to hold the cows. What are the ways Farmer Brown can fit his cows into the 2 pens.

$$2 + 10 = 12$$

---

$$1 + 11 = 12$$

$$0 + 12 = 12$$

---

$$12 + 0 = 12$$

Name: Student C

used fingers to count on.

Farmer Brown has 12 cows on his farm. He has 2 pens to hold the cows. What are the ways Farmer Brown can fit his cows into the 2 pens.

$$12 + 0 = 12$$

$$4 + 3 + 4 = 12$$

$$3 + 3 + 2 + 4 = 12$$

$$2 + 2 + 4 + 4 = 12$$

Name: Student C

Farmer Brown has 12 cows on his farm. He has 2 pens to hold the cows. What are the ways Farmer Brown can fit his cows into the 2 pens.

---

---


---

---

This task is to help me know what you know and how I can help you. Don't worry. Try your best.

Name Student A

**Teacher Directions:** Hand out the following picture to students and ask how many dinosaurs there are. Once you have confirmed that there are 35 dinosaurs write the number 35 on the board. Underline the digit 3 and say, "Use a red pencil and put a circle around what this part of the number means in the set of dinosaurs." Next underline the 5 and say, "Use a blue pencil and put a circle around what this part of the number means in the set of dinosaurs."



**Teacher Directions:** Say "compare 21 and 12 using  $>$ ,  $<$ , or  $=$ . Explain how you know."

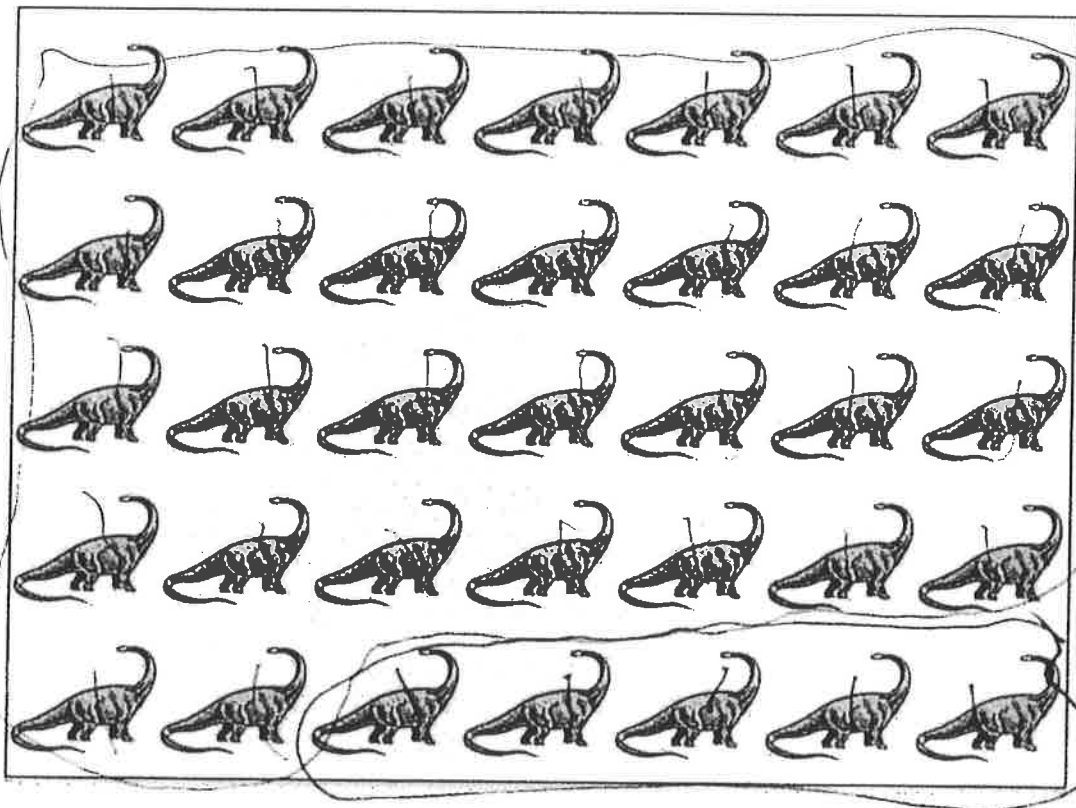
$$12 > 21$$

ONE COMES BEFORE TWO

This task is to help me know what you know and how I can help you. Don't worry. Try your best.

Name Student B

**Teacher Directions:** Hand out the following picture to students and ask how many dinosaurs there are. Once you have confirmed that there are 35 dinosaurs write the number 35 on the board. Underline the digit 3 and say, "Use a red pencil and put a circle around what this part of the number means in the set of dinosaurs." Next underline the 5 and say, "Use a blue pencil and put a circle around what this part of the number means in the set of dinosaurs."



**Teacher Directions:** Say "compare 21 and 12 using  $>$ ,  $<$ , or  $=$ . Explain how you know."


21 has 2 tens and 1 one  
12 has 1 ten and 2 ones  
21 is bigger



This task is to help me know what you know and how I can help you. Don't worry. Try your best.

Name Student A

**Teacher Directions:** Hand out the following picture to students and ask how many dinosaurs there are. Once you have confirmed that there are 35 dinosaurs write the number 35 on the board. Underline the digit 3 and say, "Use a red pencil and put a circle around what this part of the number means in the set of dinosaurs." Next underline the 5 and say, "Use a blue pencil and put a circle around what this part of the number means in the set of dinosaurs."



**Teacher Directions:** Say "compare 21 and 12 using  $>$ ,  $<$ , or  $=$ . Explain how you know."

21 > 12

A hand-drawn visual representation of the numbers 21 and 12. On the left, the number 21 is represented by 21 small shapes: 14 triangles and 7 circles. On the right, the number 12 is represented by 12 'X' marks. The shapes are arranged in a roughly rectangular pattern.

Name Student A

Lamar and Siri had some base-ten blocks.

Lamar said, "I can make 124 using 1 hundred, 2 tens, and 4 ones."

Siri said, "I can make 124 using 124 ones."

1. Can you find a way to make 124 using only tens and ones? Can you find a different way?

12 tens + 4 ones  
10 tens + 4 ones

2. Find as many ways as you can to make 124 using hundreds, tens, and ones. Explain how you know you have found all of the ways.

1 hundred + 24 ones  
11 tens + 14 ones  
1 hundred + 1 ten + 10 ones + 4 ones

I looked to see if I made all of the ways with 100 and 1  
with

Name Student B

Lamar and Siri had some base-ten blocks.

Lamar said, "I can make 124 using 1 hundred, 2 tens, and 4 ones."

Siri said, "I can make 124 using 124 ones."

1. Can you find a way to make 124 using only tens and ones? Can you find a different way?

12 tens + 4 ones

2. Find as many ways as you can to make 124 using hundreds, tens, and ones. Explain how you know you have found all of the ways.

There was only 1  
way

Name Student C

Lamar and Siri had some base-ten blocks.

Lamar said, "I can make 124 using 1 hundred, 2 tens, and 4 ones."

Siri said, "I can make 124 using 124 ones."

1. Can you find a way to make 124 using only tens and ones? Can you find a different way?

12 tens and 4 ones  
11 tens and 14 ones

2. Find as many ways as you can to make 124 using hundreds, tens, and ones. Explain how you know you have found all of the ways.

10 tens and 24 ones  
9 tens and 34 ones  
8 tens and 44 ones  
7 tens and 54 ones  
6 tens and 64 ones

I know that if I take 1 ten away I have to add 10 ones