

# Statewide Assessment Implementation: Understanding the Systems and Resources for a Successful Administration

WERA/OPSI Annual Conference  
Preconference Session #12  
December 5, 2018

Presented by:  
Anton Jackson  
Clarisse Leong  
Mike Middleton  
Susan Seegers  
Lucas Snider  
Toni Wheeler



# Four Sections

- 1) Assessment Overview and Process Cycles (60 minutes)
- 2) Breakout Groups - select three (20 minutes each, 60 minutes)
  - Appropriate accommodations, identification, and process
  - Graduation alternatives and tracking processes
  - Classroom-based formative processes, interims, Digital Library, and resources
  - Systems nuts and bolts, WAMS, CEDARS, TIDE
- 3) Reporting, Reporting Tools, Accountability with Query, Report Card, Online Reporting System (60 minutes)
- 4) Questions (10 minutes)

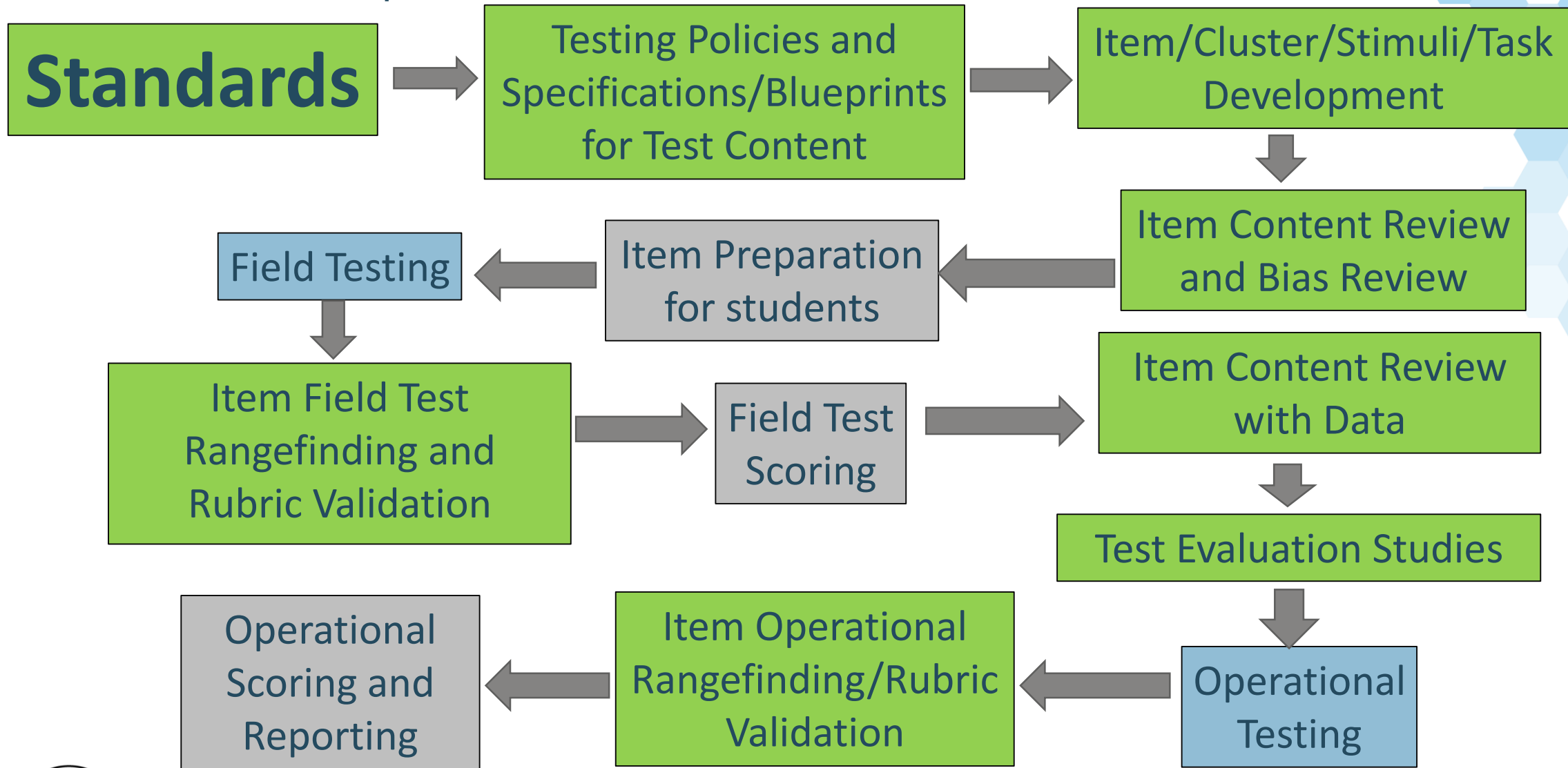


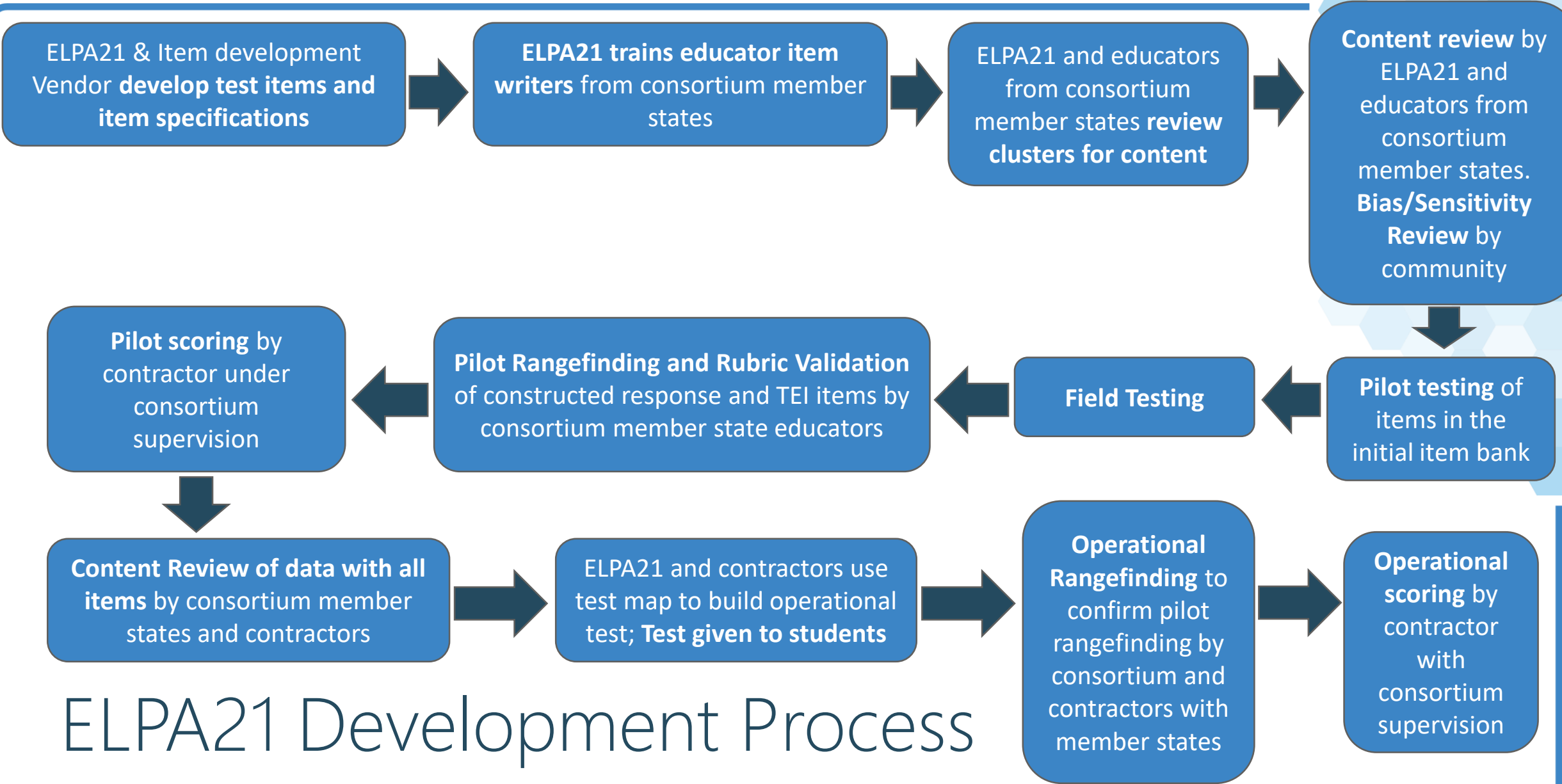
# Section 1: Assessment Overview and Process Cycles (50 minutes)

Overview of the assessment systems: standards adoption, content development, administration, scoring, and reporting.



# Development of Tests and Test Items

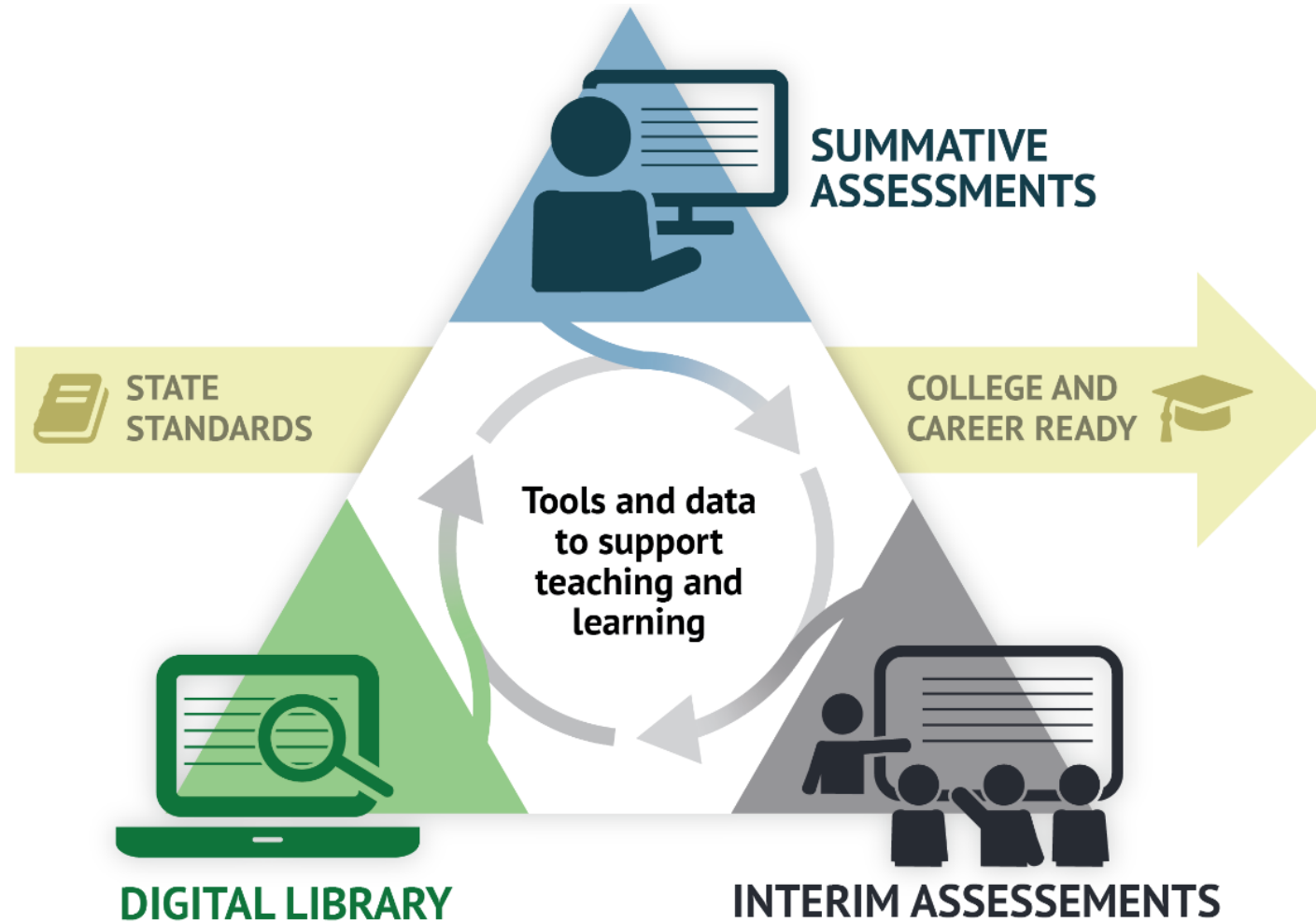




# ELPA21 Development Process



# A Balanced Assessment System



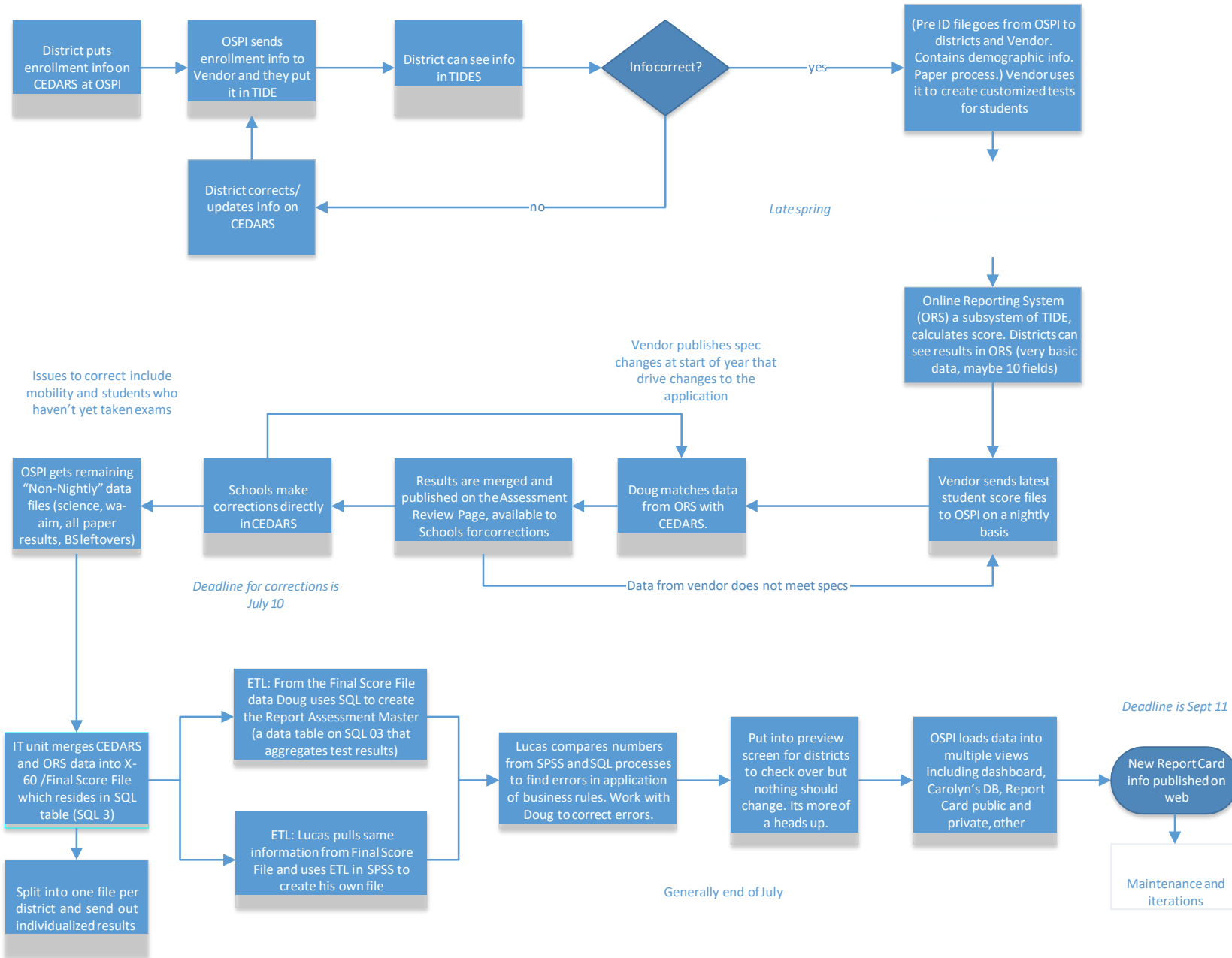
# Assessment Functions

- **Training Tests** – grade bands
- **Practice tests** – each grade, CAT-like and PT
- **Interim Assessments** – each grade, some topic-specific
  - Interim Comprehensive Assessment (ICA)
  - Interim Assessment Blocks (IAB)
- **Formative Assessment Resources** – Digital Library
- **Summative Assessment** – each grade, CAT and PT

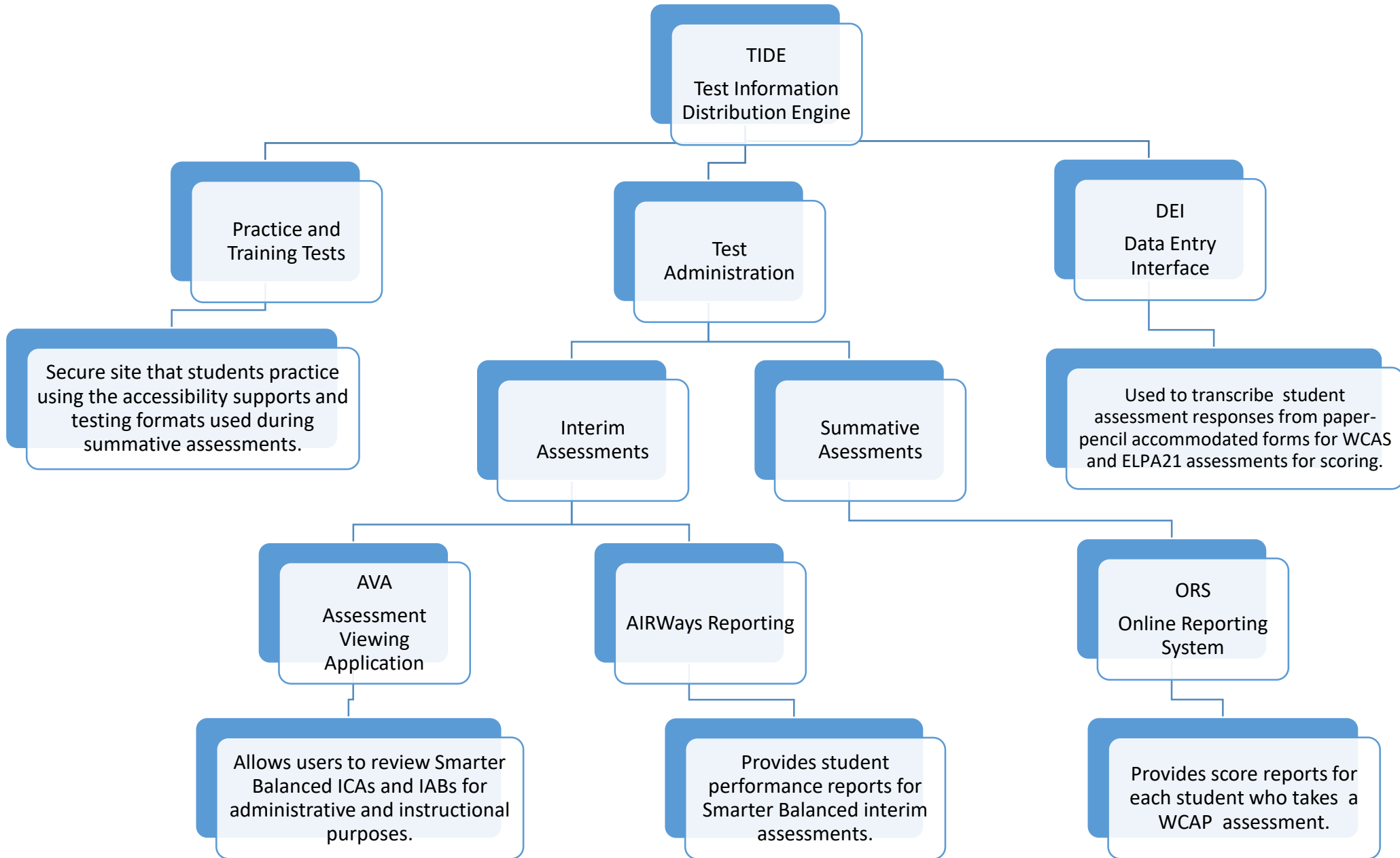


Cedars has all the kids but WAMS directs traffic and tells them what type of test they'll need. WAMS is in EDS

### Report Card Assessments Process Overview



# AIR Systems



# OSPI Systems

## WAMS Washington Assessment Management System

**Profile**

- Contact Information

**Pre-ID**

- Registration of Students Receiving Services
- Alternate Test Registration
  - TIDE Pre-ID
- Nightly File Extracts

## CEDARS Comprehensive Educational Data and Research System

**Reports**

- District Student Attribute Enrollment
- P210 Withdrawl Preview
  - Disability Status

**Submissions**

- Submission List
- Submission Exceptions

**Students**

- Search Students

## ARMS Assessment Records Management Systems

**Create Forms**  
District Administration  
and Security Report

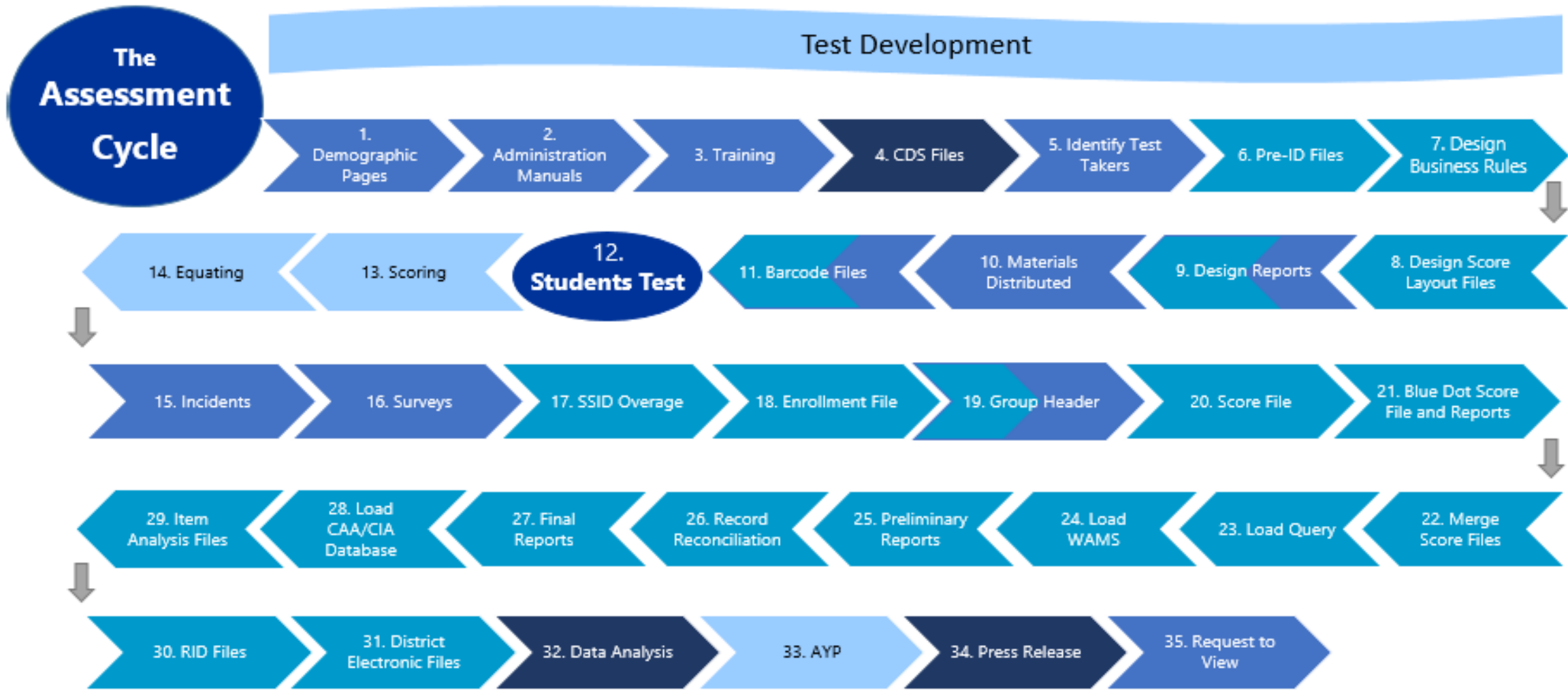
**View/Edit/Delete  
Forms**

## CIA/CAA Database

**Graduation  
Database**

**CAA Options**

**Retro Basic**



# Section 2: Breakout Groups (60 minutes, 20 minutes per discussion)

Attendees move to one of four quadrants for smaller group discussion. Attendees may participate in up to three breakout groups

Group One: Appropriate accommodations, identification, and process

Group Two: Graduation alternatives and tracking processes

Group Three: Classroom-based formative processes, interims, Digital Library, and resources

Group Four: Systems nuts and bolts, WAMS, CEDARS, TIDE



# Group Sessions and Topics

## Group 1:

- Appropriate accommodations and identification process

## Group 2:

- Graduation alternatives
- Tracking processes

## Group 3:

- Classroom-based formative processes
- Interims
- Digital Library
- Resources

## Group 4:

- Systems nuts and bolts:  
WAMS  
CEDARS  
TIDE



# 10 Minute break



# Group Sessions and Topics

## Group 1:

- Appropriate accommodations and identification process

## Group 2:

- Graduation alternatives
- Tracking processes

## Group 3:

- Classroom-based formative processes
- Interims
- Digital Library
- Resources

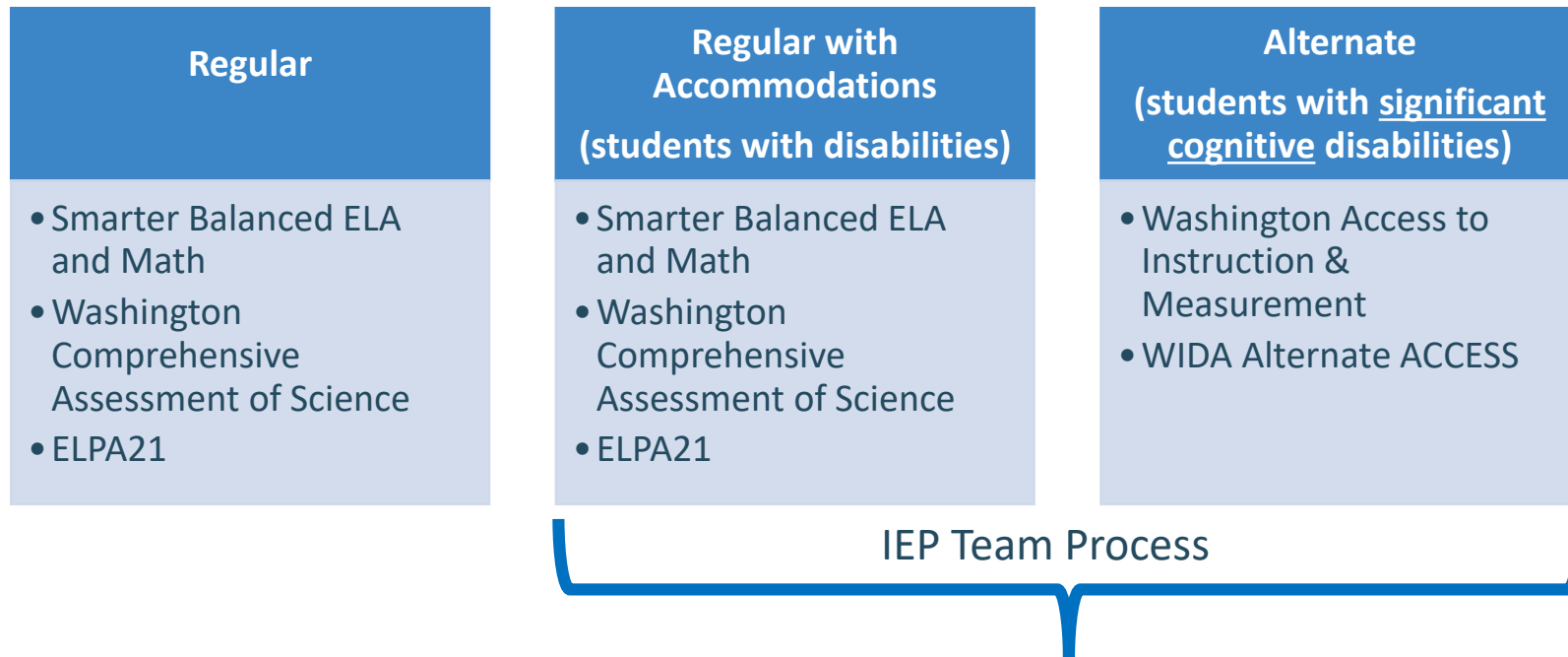
## Group 4:

- Systems nuts and bolts:  
WAMS  
CEDARS  
TIDE



# Assessment Types

- All students must participate in the statewide assessment system in the required grades and content areas through:



[Guidance for Individualized Education Program Teams: Student Participation in Statewide Assessments for Accountability and Graduation](#)



What processes are in place in your district to ensure students are taking the right assessment type?

# Tools, Supports, and Accommodations



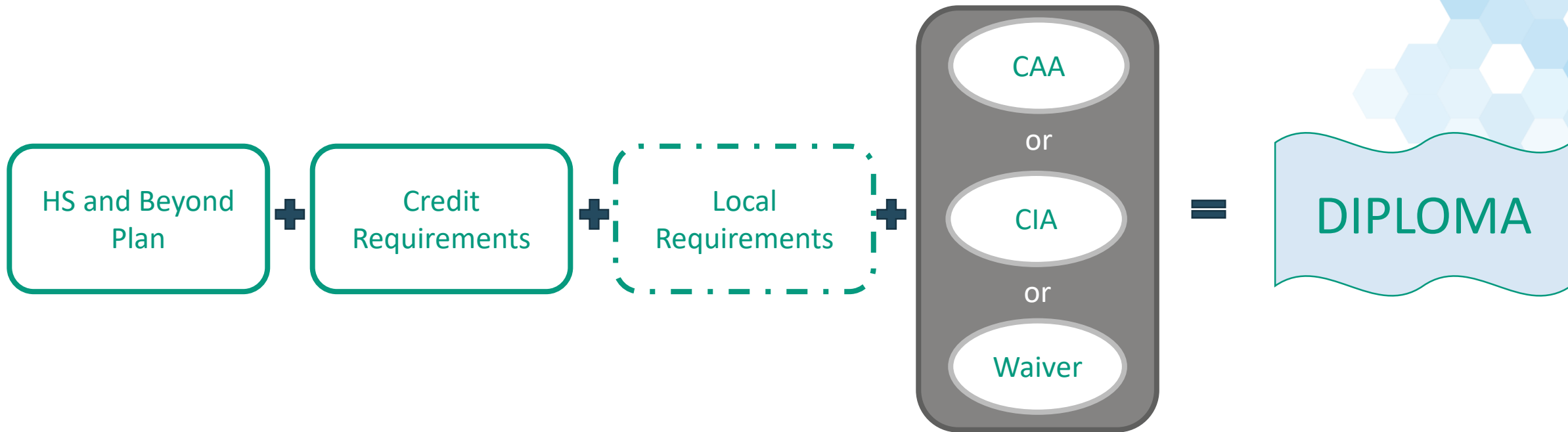
What processes are in place in your district to ensure all student have the necessary tools, supports, and accommodations available for the instruction and assessment?

# Graduation Alternatives Breakout Session

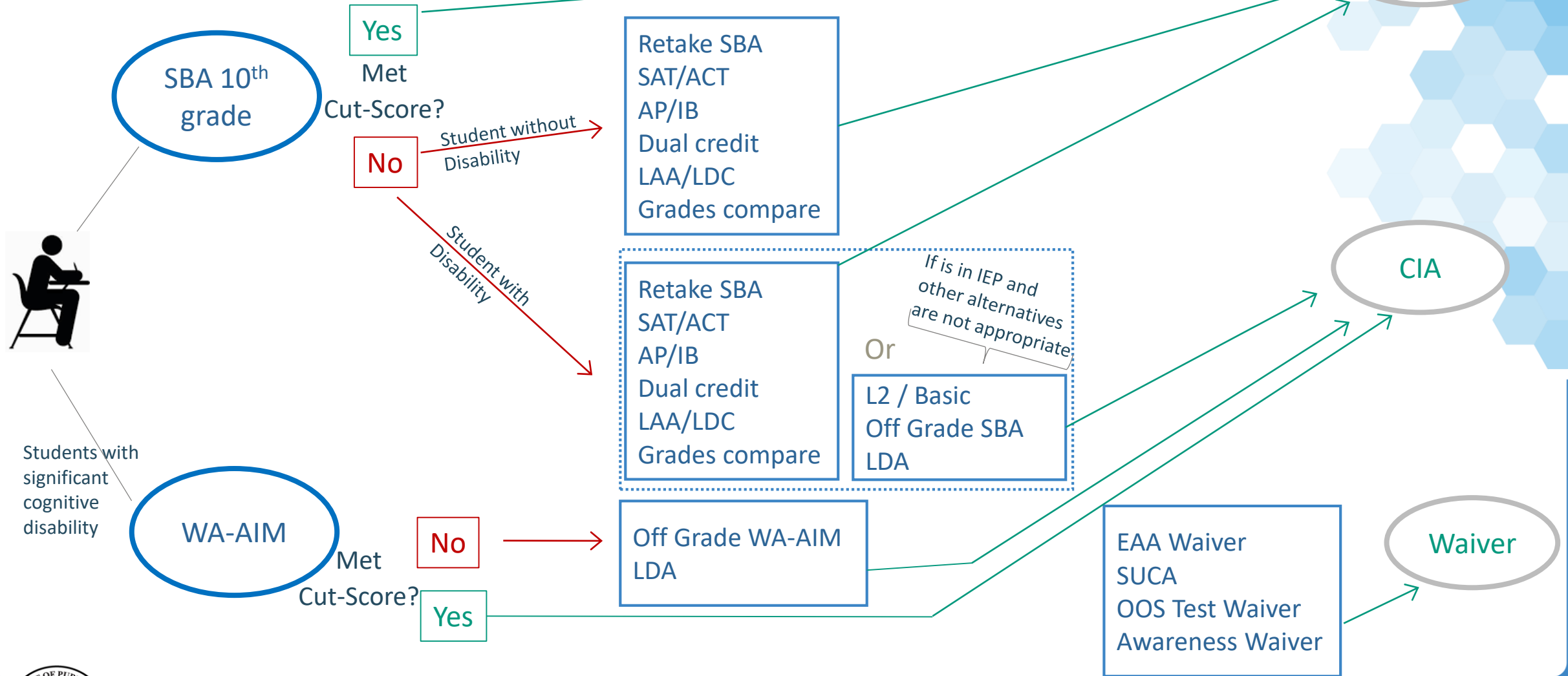
- Diploma Requirements
- Pathways to CAA/CIA/Waiver
- Discussion Topics



# Diploma Requirements



# Pathways to CAA/CIA/Waiver



# Discussion Topics

- What systems or processes do you use to identify students who need a graduation alternative?
- How do you identify the appropriate graduation alternative for each student?
- How can we better help you and your students?



# Assessment Purposes

- **Training:** familiarity with testing system
- **Practice:** practice with content and item types, mini version of test map
- **Interim:** gather data to inform classroom practices, formative assessment processes
- **Formative Assessment Resources:** ongoing practice of knowing where students are in their learning to identify how to move learning forward
- **Summative:** gather data to inform school/district systems



# Formative Assessment

The garden analogy... If we think of our children as plants

**Summative assessment** of the plants is the process of measuring them. It is interesting and important to compare and analyze measurements but, in itself, this does not affect the growth of the plants.




**Formative assessment**, on the other hand, is the equivalent of feeding and watering the plants appropriate to their needs – directly affecting their growth.

# FORMATIVE SUMMATIVE



WHEN THE **CHEF**  
TASTES THE SOUP



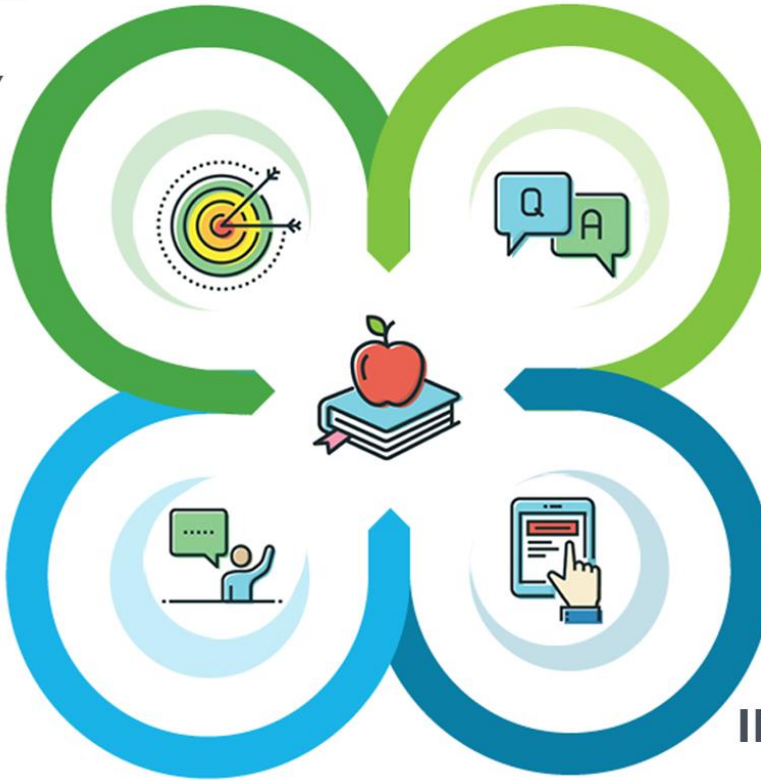
WHEN THE **GUESTS**  
TASTE THE SOUP

# Formative Assessment Cycle



## FORMATIVE ASSESSMENT PROCESS

**CLARIFY**  
Intended Learning



**ELICIT**  
Evidence



**ACT ON**  
Evidence

**INTERPRET**  
Evidence



# Conversation Questions

- In your schools and districts:
- What approaches have worked well to implement formative assessment practices?
- What barriers have you faced in implementing formative assessment practices?
- What do you see as next steps needed to implement formative assessment practices?



# Section 3: Reporting, Reporting Tools, Accountability with Query, Report Card, Online Reporting System (45 minutes)



# Reporting

- **ORS Remaining Data Releases**
  - WCAS
- **EDS Data Releases (CAA/CIA, Query, WAMS)**
  - ELA and math (Smarter + WA-AIM)
    - Depends on WA-AIM data quality in 'preliminary' file due to OSPI 8/21
  - Science (WCAS + WA-AIM)
    - Note: full scorefile will be recreated/re-released to merge science with ela and math
- **State-level Aggregate Data**
  - Report Card Preview w/ ELA and math: target is 8/26 pending WA-AIM data quality
  - Sciency pre-liminary report likely in October
  - ESSA Compliant Report Card by end of year (including science)



# TIDE – Start of Year Inputs

- **TIDE GoLive**

- August 6 – users can start reactivating accounts
  - OSPI and AIR looking into special handling of TA accounts to require re-adds

- **CEDARS Go Live**

- Target date August 15, each district's first submission on a local timeline

- **Adding Records to TIDE pre-CEDARS**

- Send Student to TIDE, Bulk Upload, other WAMS functions scheduled for August 7
  - Same validations as 2017-18
  - Build for 2018-19 to look for more than SSIDs issued “this year.”  
How far back TBD depending on system stress
  - Currently investigating adding a “delete record” to Send Student to TIDE



# Other Start of Year Inputs

- **WaKIDS**

- Records loaded directly to WaKIDS Assessment Platform
- New “Move Student Between Districts” function being built in WAMS
  - Will require SSID is real and SSID be in WaKIDS

- **ELPA21 Screener**

- Long Article in WAW about creating records with and without TempIDs
  - Short version: if screening during June, create records now; if screening during August, create records in August
- Added capacity to migrate screener scores from TempIDs to SSIDs via new WAMS app
  - Can be used to migrate other scores (Smarter WCAS) from one SSID to another – complete instructions forthcoming pending further discussion from AIR



# WCAP Support for Policy and Materials

Questions regarding information in the *Test Administration Manuals*, general administration questions, and policy:

- **Test Administrators** and **School Test Coordinators**, contact your District Test Coordinator.
- **District Test Coordinators** contact the OSPI Assessment Operations Team at: [Assessment@k12.wa.us](mailto:Assessment@k12.wa.us) .



# WCAP Support for Technology and System Issues

**TAs, SCs, and DCs** contact the WCAP Help Desk (TAs and SCs must also alert the DC and Technology Coordinator of issues).

The WCAP Help Desk is open Monday–Friday from 6:00 a.m. to 6:00 p.m. PT (except holidays or as otherwise indicated on the Washington Comprehensive Assessment Program Portal).

## Washington Comprehensive Assessment Program Help Desk

Toll-Free Phone Support: 1-844-560-7366

Email Support: [wahelpdesk@air.org](mailto:wahelpdesk@air.org)



# WCAP Contacts

**AIR Help Desk** for Technical, Network, and password issues

[AIR Help Desk: wahelpdesk@air.org](mailto:wahelpdesk@air.org) 1-844-560-7366

**OSPI Assessment Analysts** for student data issues

OSPI Assessment Analysts: [assessmentanalysts@k12.wa.us](mailto:assessmentanalysts@k12.wa.us) 360-725-6109

**OSPI Assessment Operations** for assessment policy and test materials

Assessment Operations [Assessment@k12.wa.us](mailto:Assessment@k12.wa.us) (360) 725-6348 or (800) 725-4311, press option 3

**Smarter Balanced** [Click to go to the Smarter Balanced website.](#)



# Thank You!

